Firmware Update Guide

PS2 to Xbox One Super Converter

© Brook All Rights Reserved. www.brookaccessory.com September 2023

This document describes how to update the firmware of PS2 to Xbox One Super Converter.

> ⚠ **CAUTION :** *The update must be done on a PC; it cannot be done on a console.*

STEP 1 Download the update files from "**Downloads**" on Brook website:
www.brookaccessory.com



STEP 2 Press and hold the buttons, then connect it to PC.
Press and hold the converter button all the way during the update.

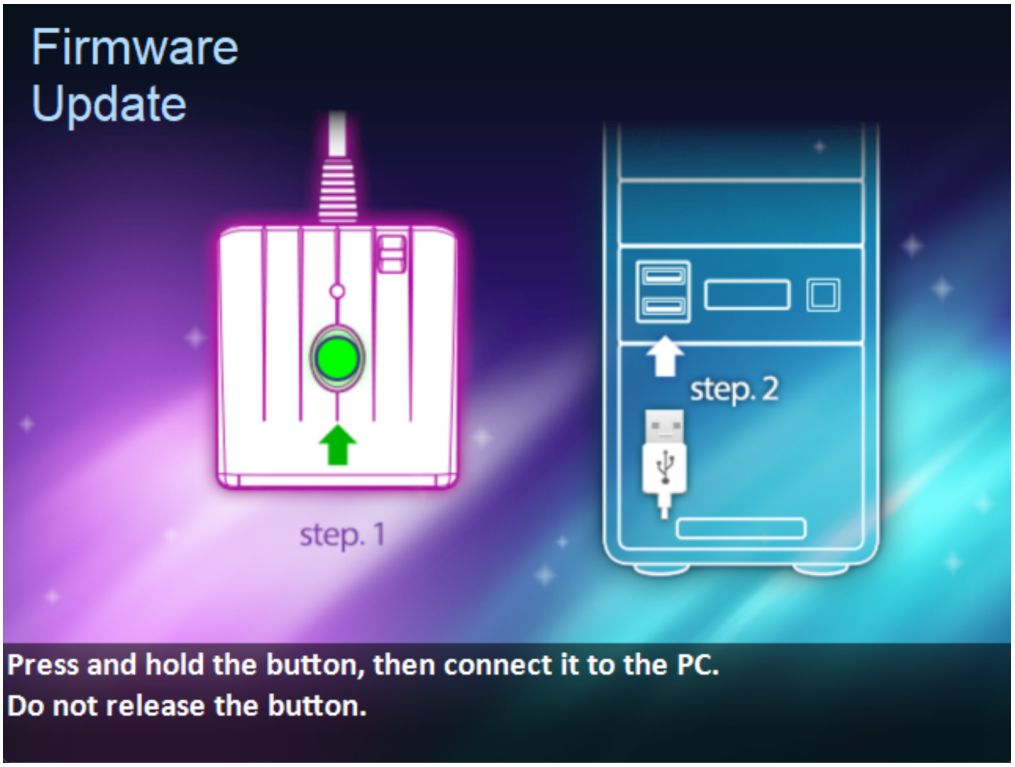

© Brook All Rights Reserved. www.brookaccessory.com September 2023

STEP 3 When **Update** icon shows up, click the icon to start update.

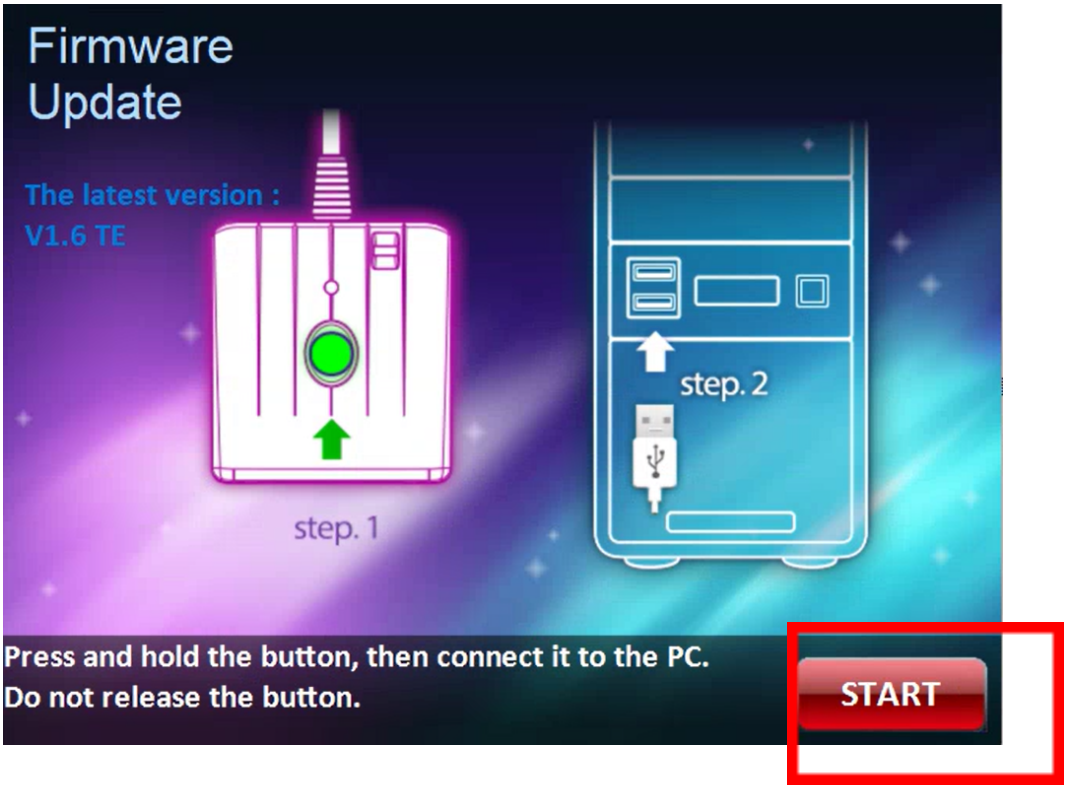

STEP 4 **Do NOT** disconnect or release the buttons during the update process.



STEP 5 The following screen will be shown once update has successfully finished.

© Brook All Rights Reserved. www.brookaccessory.com September 2023

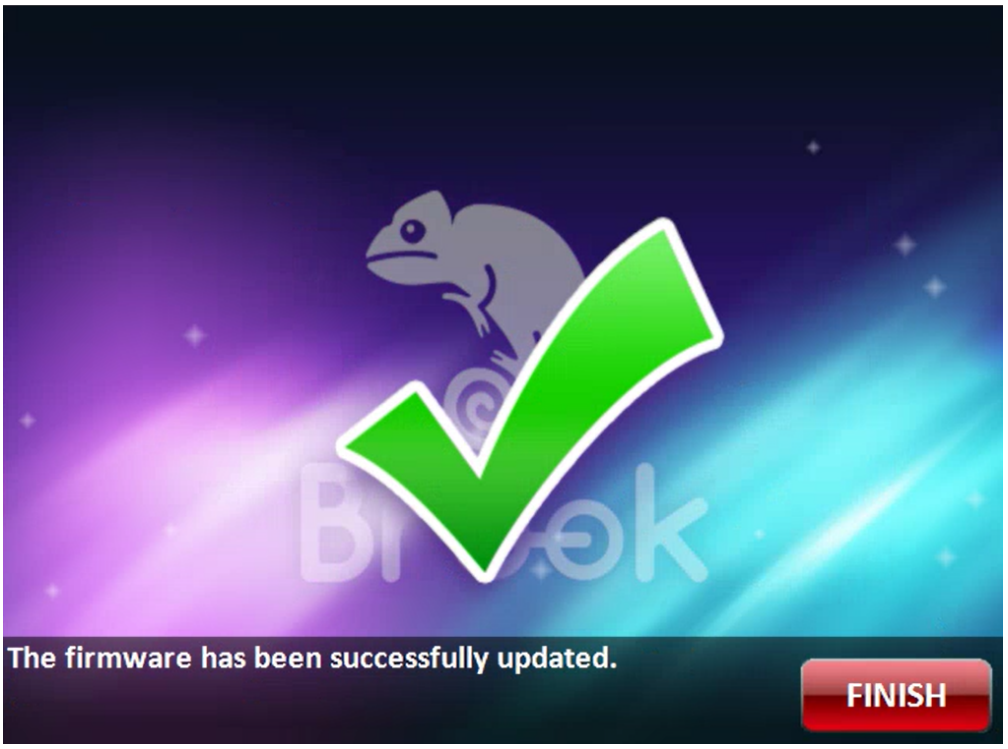

STEP 6 In case the firmware update fails, the following screen will show. Failure could have the following cause: wrong file.

Please try to redo the setup from the beginning. We recommend that you visit our website www.brookaccessory.com and download the update file again before restarting the update.

© Brook All Rights Reserved. www.brookaccessory.com September 2023