Firmware Update Guide

Nincade

© Brook All Rights Reserved. www.brookaccessory.com August 2017

This document describes how to update the firmware of Brook Nincade.

⚠ **NOTE :** The update must be done on a PC; it cannot be done on a console.
⚠ **NOTE :** Make sure your PC is connected to the internet.
⚠ **NOTE :** The ONLINE version firmware just needs to be downloaded once. The following firmware updates will be executed online with this program.

STEP 1 Download the update files from "**Download**" on Brook website:

www.brookaccessory.com



STEP 2 Connect Nincade to PC with a micro USB cable

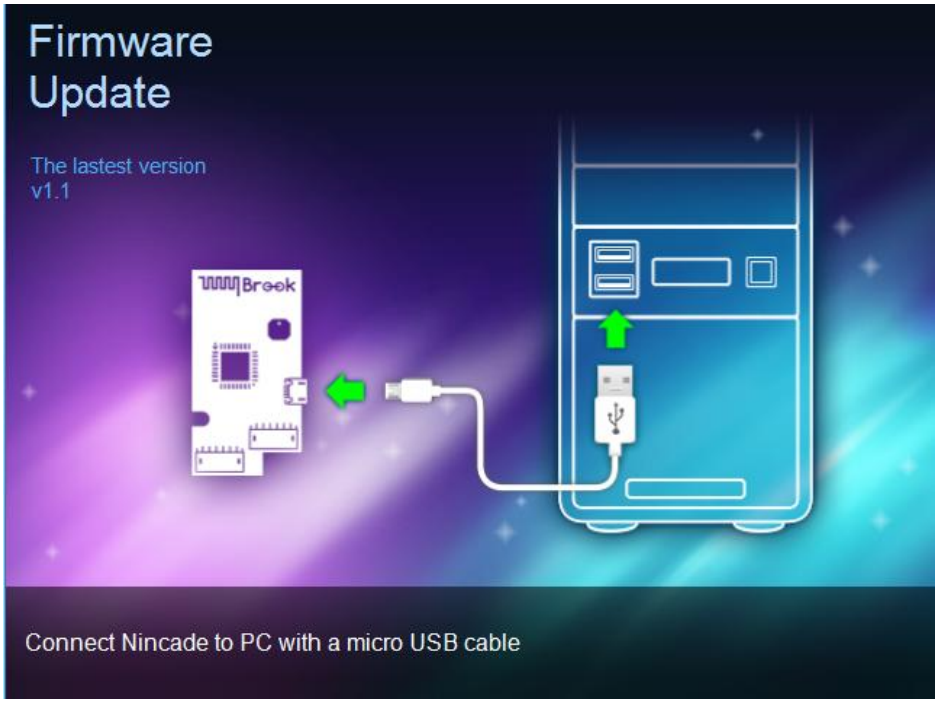

© Brook All Rights Reserved. www.brookaccessory.com

STEP 3 When **START** icon shows up, click the icon to start update.

STEP 4 **DO NOT** disconnect during the update process.



© Brook All Rights Reserved. www.brookaccessory.com August 2017

STEP 5 Firmware successfully updated.

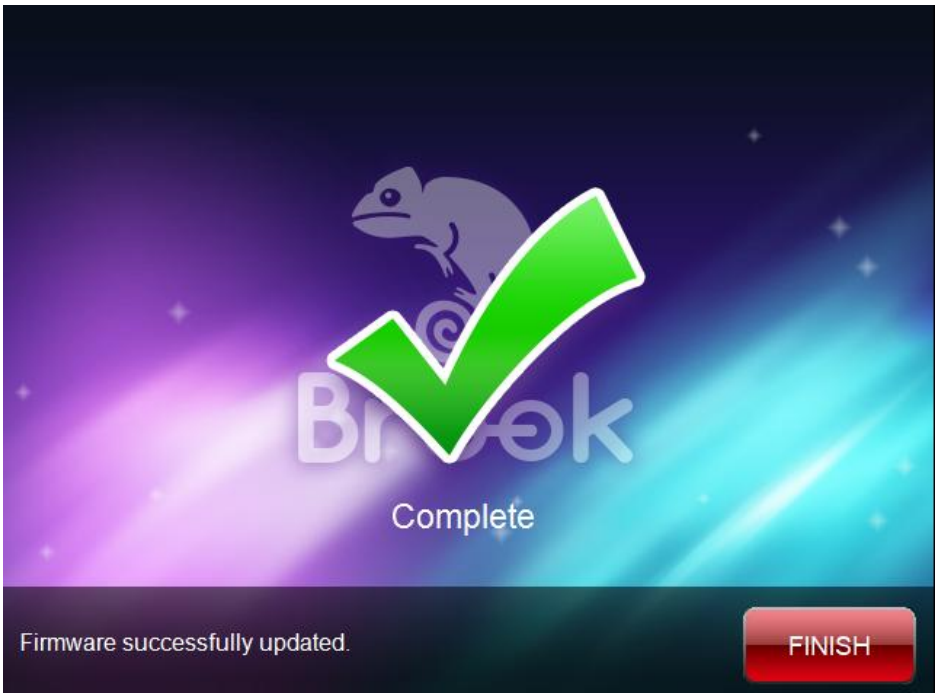

© Brook All Rights Reserved. www.brookaccessory.com August 2017