Firmware Update Guide

Wingman XE 2

© Brook All Rights Reserved. www.brookaccessory.com December 2022

This document describes how to update the firmware of Brook Wingman XB 2.

⚠ **NOTE :** The update must be done on a PC; it cannot be done on a console.
⚠ **NOTE :** Make sure your PC is connected to the internet.
⚠ **NOTE :** You may try to disable antivirus, or run the program as administrator.

STEP 1 Download the update file from "**Download**" on Brook website:

www.brookaccessory.com



STEP 2 Hold down the side buttons on the converter and plug it into PC.

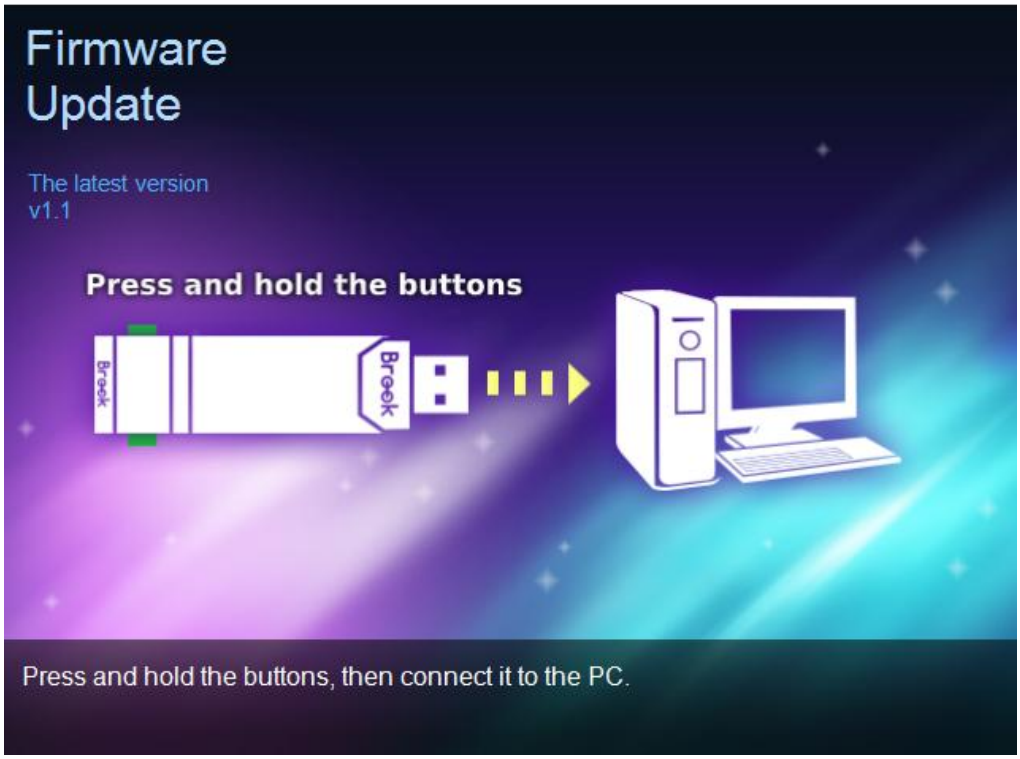

© Brook All Rights Reserved. www.brookaccessory.com December 2022

STEP 3 Click START

STEP 4 **DO NOT** disconnect during the update process



© Brook All Rights Reserved. www.brookaccessory.com December 2022

STEP 5 The following screen will be shown when the update has successfully finished.

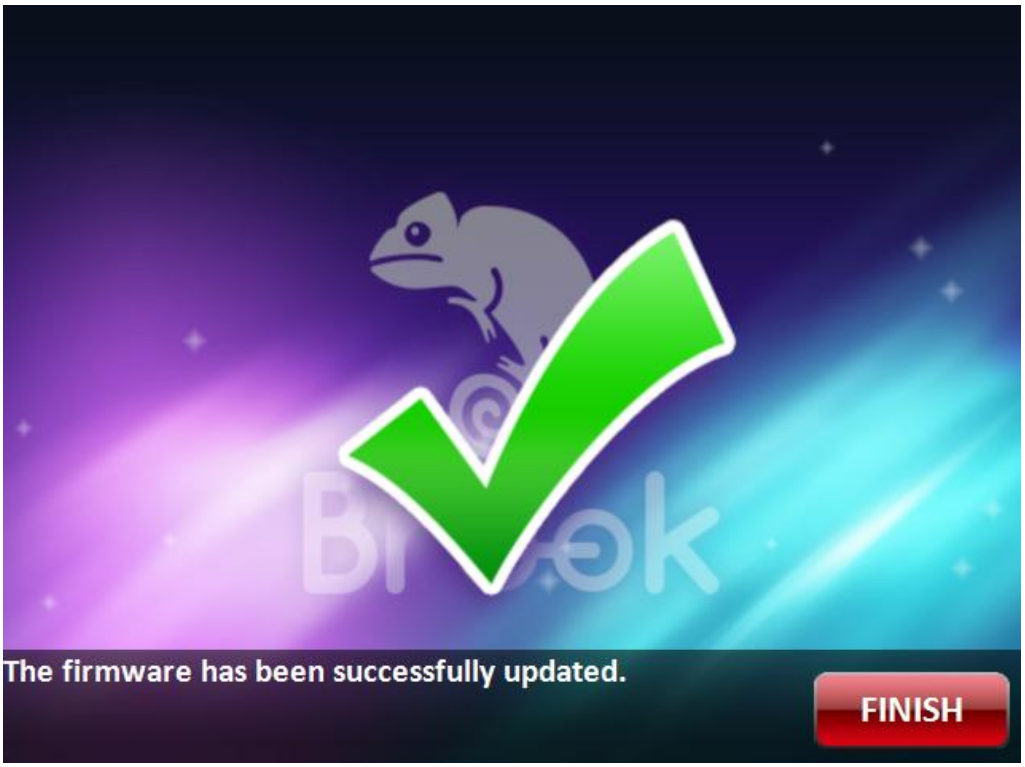

STEP 6 In case firmware update fails, the following screen will show, and please try to redo the setup from the beginning.

We recommend that you visit our website www.brookaccessory.com and download the update file again before restarting the update.

© Brook All Rights Reserved. www.brookaccessory.com December 2022