



# Firmware Update Guide

---

## Wingman XB

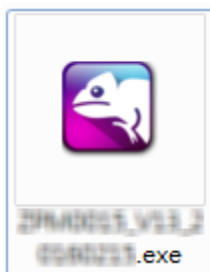


This document describes how to update the firmware of Brook Wingman XB.

- ⚠ **NOTE** : The update must be done on a PC; it cannot be done on a console.
- ⚠ **NOTE** : Make sure your PC is connected to the internet.
- ⚠ **NOTE** : You may try to disable antivirus, or run the program as administrator.


**STEP 1** Download the update file from “**Download**” on Brook website:

[www.brookaccessory.com](http://www.brookaccessory.com)

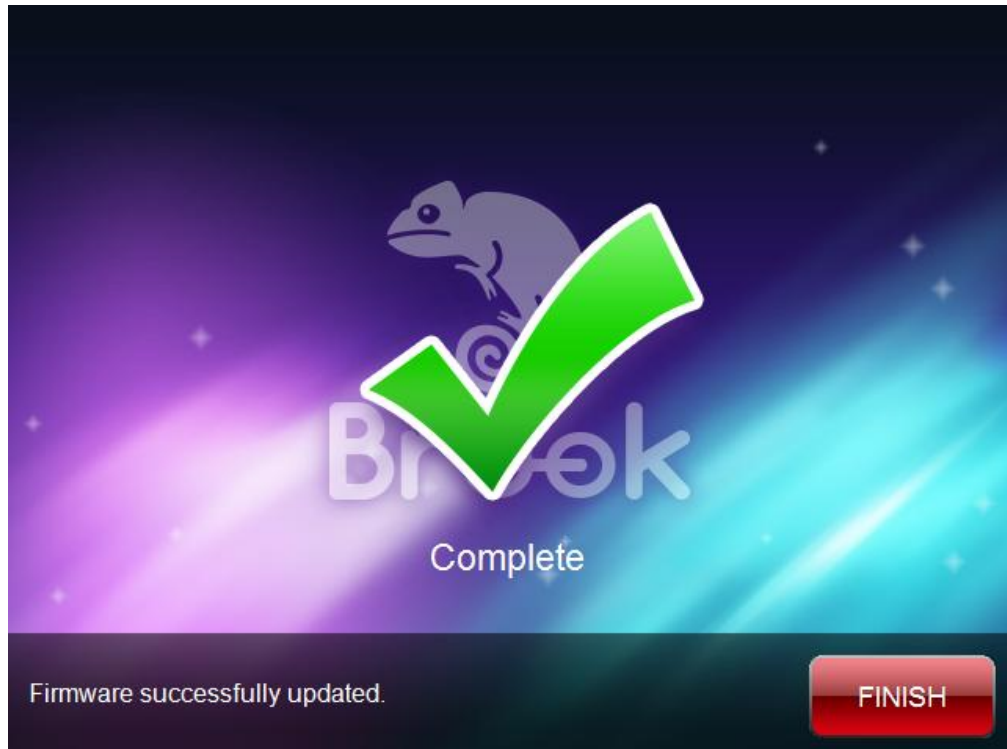


**STEP 2** Hold down the side buttons on the converter and plug it into PC.



**STEP 3** Click START**STEP 4** **DO NOT** disconnect during the update process

**STEP 5** The following screen will be shown when the update has successfully finished.



**STEP 6** In case firmware update fails, the following screen will show, and please try to redo the setup from the beginning.

We recommend that you visit our website [www.brookaccessory.com](http://www.brookaccessory.com) and download the update file again before restarting the update.

