



Brook

Firmware Update Guide

X One Adapter




This document describes how to update the firmware of Brook X One Adapter.

- ⚠ **NOTE** : The update must be done on a PC; it cannot be done on a console.
- ⚠ **NOTE** : Make sure your PC is connected to the internet.

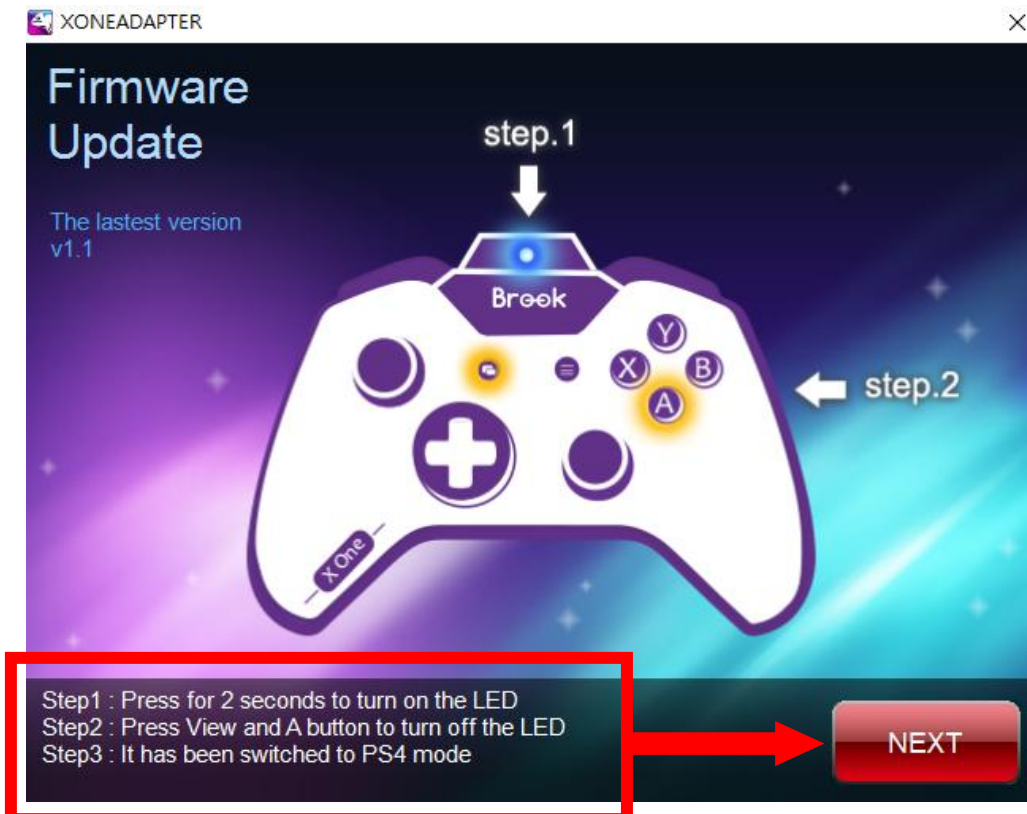
STEP 1 Download the update file from “**Download**” on Brook’s website:

www.brookaccessory.com



STEP 2 Unzip the folder and run the program.


Follow the steps for the update



STEP 3 Connect X One Adapter to PC with a USB cable, and then click "Update"



STEP 4 Updating



STEP 5 Firmware successfully updated.