



Brook

Firmware Update Guide

Wii WiiU SW PS4 to SW PS4 Controller Adapter




This document describes how to update the firmware of the Brook Wii WiiU SW PS4 to SW PS4 Converter.

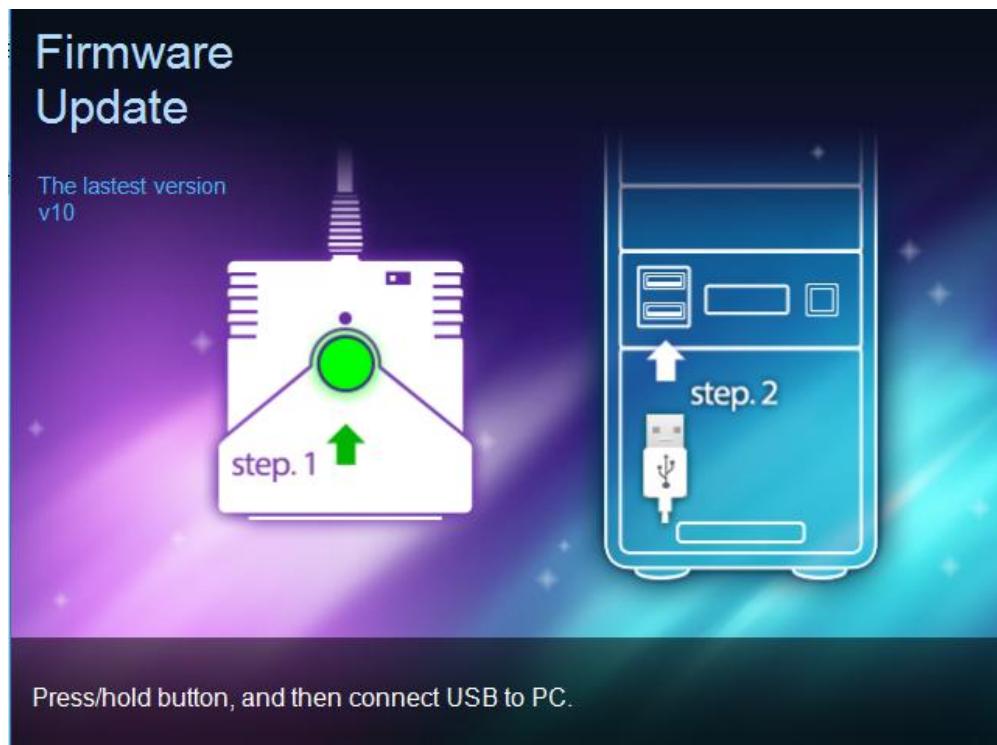
- ⚠ **NOTE** : The update must be done on a PC; it cannot be done on a console.
- ⚠ **NOTE** : Make sure your PC is connected to the internet.
- ⚠ **NOTE** : Disable antivirus before executing the program.
- ⚠ **NOTE** : The ONLINE version firmware just needs to be downloaded once. The following firmware updates will be executed online with this program.

STEP 1 Download the update file from “**Download**” on Brook website: www.brookaccessory.com

Run the program.




STEP 2 Hold down the converter button, and connect it to PC.

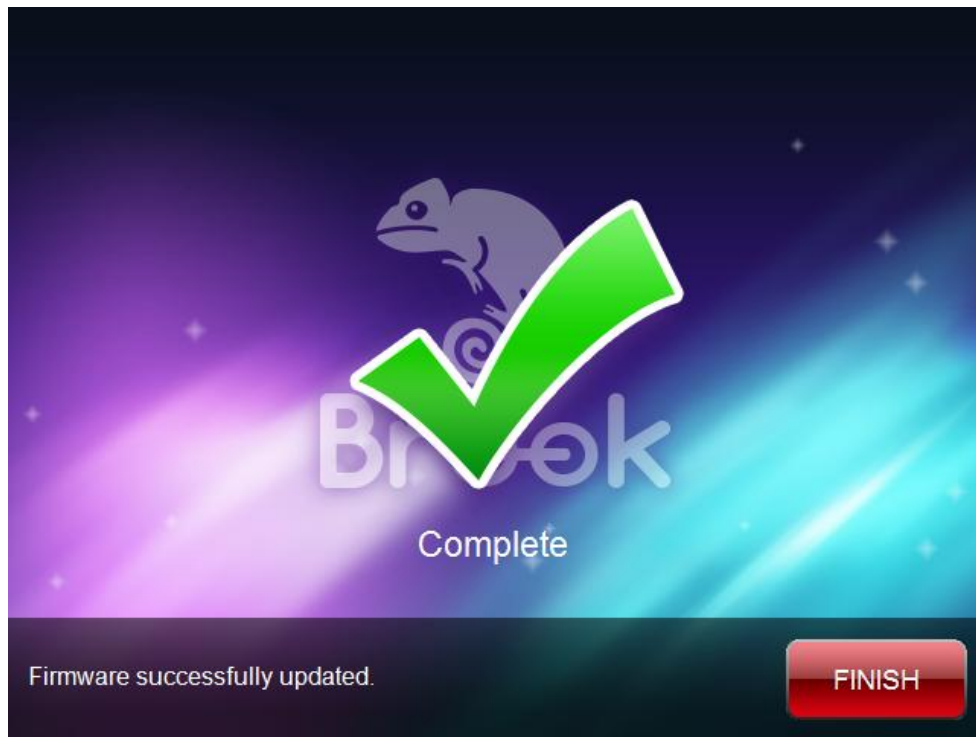


STEP 3 Press START (*Note: You may need to wait for a while for PC to finishing installing the driver before clicking START)



STEP 4 **DO NOT** disconnect the converter during the update process



STEP 5 Update complete

STEP 6 In case firmware update fails, the following screen will show up, and please close the window and start over.

You may visit our website www.brookaccessory.com and download the update file again before restarting the update.

