*雙面印製
*紙質材質：書寫紙80g
*要摺的地方：綠線為摺線
綠線請勿印出來

▼ 此頁為封面(摺起來的尺寸70*90mm)

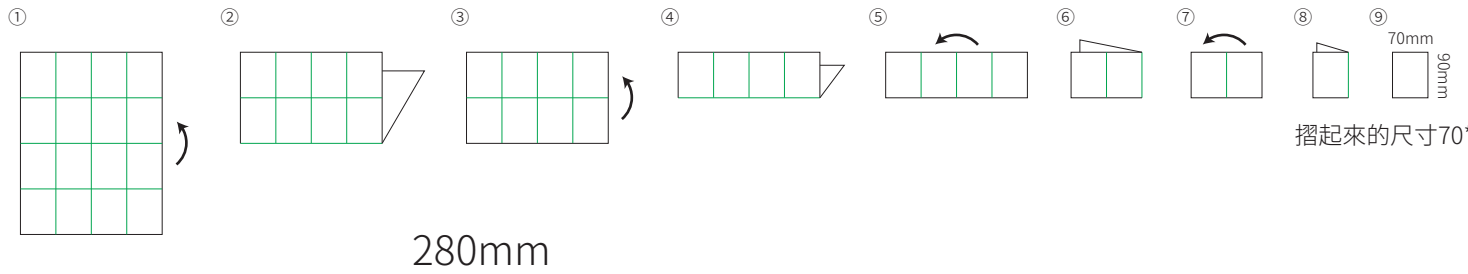

摺起來的尺寸70*90mm

360mm

Brook
Wireless Headset
QUICK GUIDE

We all live and breathe gaming, and what makes it truly unique is that no two gamers are the same. And when choosing how you want to play your game, you shouldn't compromise. The joy of gaming should have no limits, and Brook is inspired to break the existing boundaries in the gaming industry, to let you explore infinite gaming possibilities across platforms, genres, gaming eras. Whether it's for playing your retro console with modern controllers, adding new functionalities to your game, or designing the ultimate arcade stick for your tournaments, Brook has a solution for you. Like a chameleon, Brook is adaptable and resourceful to stand by every gamer's passion, as we believe that everyone should be able to play with their own unique style. And while you enjoy putting your determination in your next game, Brook takes your setup request as the next exciting challenge to stand by your gaming journey.

Brook YOUR GAME. OUR PLAY.

EN

Prodcut overview

The 2.4G wireless headset features with low latency, Hi-Fi sound quality, and stereo output. It is perfect for playing games, listening to music and other entertainment usage. It is compatible with PS5, PS4, Nintendo Switch consoles, PC and Mac.

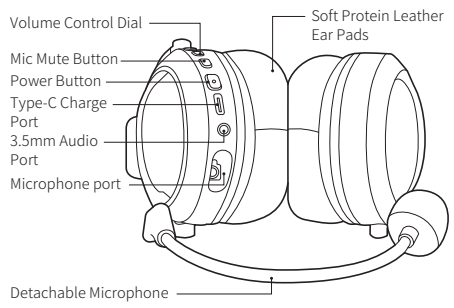

EN

Power ON / OFF

Hold the power button for 3 seconds until you hear a beep. If the product is not used for 15 minutes, it will automatically shut down.

Pairing

Hold the mic mute button for 5 seconds until you hear beeps. Microphone will be muted when the button is pressed once.
After pairing once, it will be automatically paired when the headset is turned on, and there is no need to re-pair.

※ The headset can be used as a wired headset with the included 3.5mm audio cable. The microphone is not functional in this configuration.

LED

State	Headset LED
Battery low	Blue flashing slowly
Charging	Red solid on
Fully charged	Off
Pairing	Blue flashing fast
Connected	Blue solid on

EN

Headset connection to PS5 / PS4

• Wireless

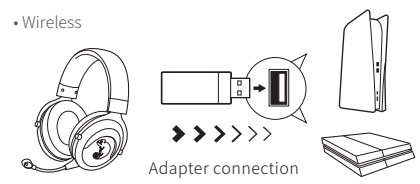

• Wired

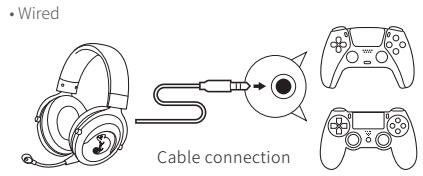

EN

Headset connection to NINTENDO Switch

• Wireless

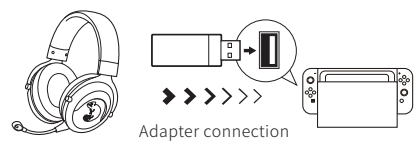

• Wired

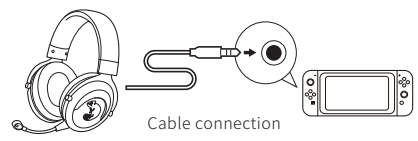

EN

Headset connection to PC

• Wireless

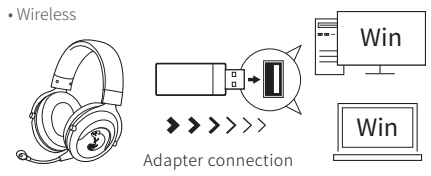

• Wired

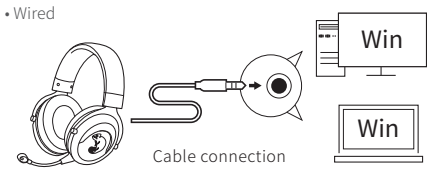

EN

Headset connection to Mac

• Wireless

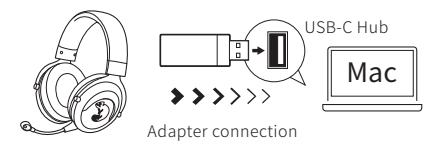

NOTE:
- Please fully charge the battery before first use.
- Do not keep the battery in discharged state for a long time, please allow the battery to retain some power to extend battery life.
- Please unplug the USB charging cable immediately after the headset is fully charged.
- Please put the headset at room temperature
- When the first time use, turn the volume down as low as possible. Then turn it up again.

EN

FCC Compliance statement:
This device complies with part 15 of the FCC Rules. Operation is subject to the following two conditions:
① This device may not cause harmful interference, and
② this device must accept any interference received, including interference that may cause undesired operation.

FCC Compliance statement:
This equipment has been tested and found to comply with the limits for a Class B digital device, pursuant to Part 15 of the FCC Rules. These limits are designed to provide reasonable protection against harmful interference in a residential installation.
This equipment generates, uses and can radiate radio frequency energy and, if not installed and used in accordance with the instructions, may cause harmful interference to radio communications.
However, there is no guarantee that interference will not occur in a particular installation. If this equipment does cause harmful interference to radio or television reception, which can be determined by turning the equipment off and on, the user is encouraged to try to correct the interference by one or more of the following measures:
- Reorient or relocate the receiving antenna.
- Increase the separation between the equipment and receiver.
- Connect the equipment into an outlet on a circuit different from that to which the receiver is connected.
- Consult the dealer or an experienced radio/TV technician for help.

Warning: Changes or modifications to this unit not expressly approved by the part responsible for compliance could void the user's authority to operate the equipment.

FCC Radiation Exposure Statement
The device has been evaluated to meet general RF exposure requirement.
The device can be used in portable exposure condition without restriction.

P/N: Brook Wireless Headset
M/N: ZPP0061

TW

Brook
Wireless Headset
快速指南

在現實中我們也許必須妥協，但在遊戲的世界裡，我們盡情展現與眾不同的自我。而你選擇遊玩的方式不應受限、無須妥協。
Brook打破界線，讓玩家們自由地在不同主機平台、玩家流派、甚至是Gaming世代中，探索無限的遊戲可能性。無論是讓復古遊戲玩家使用現代手把跨世代重溫復古遊戲，或是頂尖格鬥玩家為了頂級電競賽事打造最順手的格鬥搖桿利器。Brook都能提供最好的產品給你。正因為我們堅信每個人都應該能夠以自己獨特的風格享受遊戲的樂趣。
Brook秉持高度支援並快速地回應每位玩家在意的項目，並提供解決方案；如同我們品牌logo象徵的變色龍一樣。正當你躍身投入下一款遊戲前，Brook已將你想要的遊玩配置需求，列入我們下一個使命必達的挑戰，在你的遊戲旅途中我們從不缺席。

Brook YOUR GAME. OUR PLAY.

TW

產品概述

本產品 2.4G 無線耳機的特點包含低延遲、Hi-Fi 音質、立體聲輸出等，適合玩遊戲、聽音樂或其他娛樂等多用途。相容PS5、PS4、Nintendo Switch 等遊戲主機，以及PC、Mac等電腦主機。

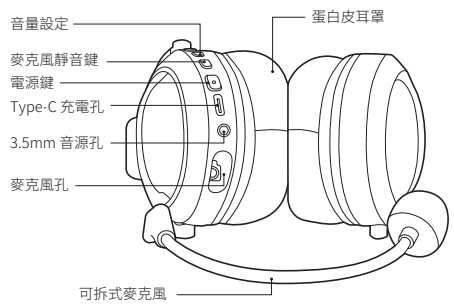

TW

電源鍵開關

按住電源鍵約 3 秒直到聽到「逼」一聲，15分鐘不使用本產品將會自動關機。

配對

按住麥克風靜音鍵持續 5 秒鐘，直到聽到嗶聲即完成配對。
按下按鈕一次，麥克風將靜音。
配對一次後，耳機一開機即自動配對，無需再次重新配對。
※ 本款耳機可使用隨附的 3.5 mm 音源線作為有線耳機，須注意麥克風在此狀態下不起作用。

LED ON / OFF

狀態	耳機 LED
電量不足	藍燈慢閃
充電中	紅燈長亮
充滿電	LED燈熄滅
配對中	藍燈快閃
已連接	藍燈長亮

TW

耳機連接PS5／PS4 遊戲主機

• 無線

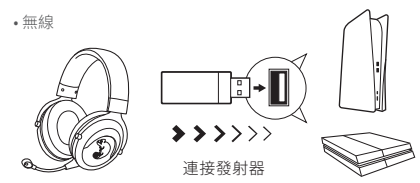

• 有線

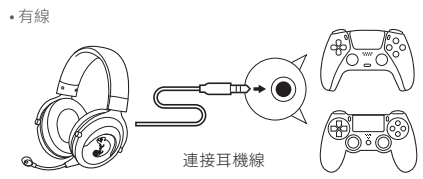

TW

耳機連接任天堂 Switch 遊戲主機

• 無線

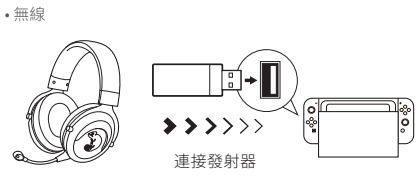

• 有線

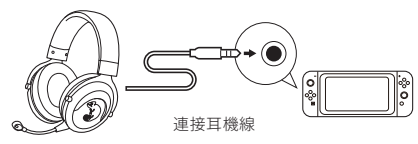

TW

耳機連接 PC 電腦主機

• 無線

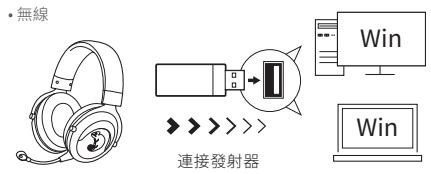

• 有線

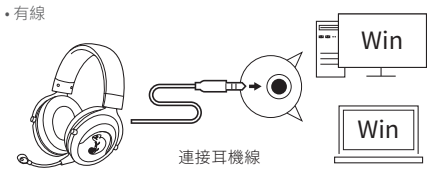

TW

耳機連接 Mac 電腦主機

• 無線

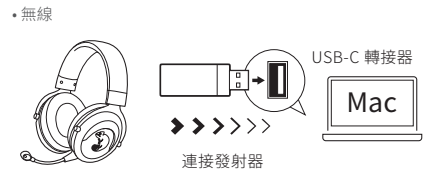

重要事項：
- 首次使用前請先將電池充滿電。
- 勿讓電池長期保持完全放電狀態，請讓電池保留部分電量以利延長電池續航時間。
- 耳機充滿電後請立即拔掉 USB 充電線。
- 請將耳機放置在室溫環境中。
- 剛開始使用耳機時，盡可能將音量調至最低，然後再調高。

TW

低功率電波輻射性電機管理辦法

※第十二條
經型式認證合格之低功率射頻電機，非經許可，公司、商號或使用者均不得擅自變更頻率、加大功率或變更原設計之特性及功能。

※第十四條
低功率射頻電機之使用不得影響飛航安全及干擾合法通信；經發現有干擾現象時，應立即停用，並改善至無干擾時方得繼續使用。

前項合法通信，指依電信法規定作業之無線電通信。低功率射頻電機須忍受合法通信或工業、科學及醫療用電波輻射性電機設備之干擾。

P/N: Brook Wireless Headset
M/N: ZPP0061

280mm

360mm

Brook

Wireless Headset

クイックガイド

現実世界では、妥協しなければならない時があるかもしれません。しかし、ゲームの中の世界では、他と異なる自分を自由に表現することができます。ゲームの楽しさには、制限や妥協があってはなりません。
Brook がゲーム業界の壁を打ち破り、プレイヤーはゲーム機やゲームジャンル、さらにはゲームの世代を自由に越えて、ゲームの中に眠る無限の可能性を探求することができます。最新のコントローラーでレトロゲームをプレイしたり、世界のトップファイターがeスポーツ大会のために最高のアーケードコントローラーを作ったり、様々なシーンで活躍しています。Brookは最高の製品提供をお約束します。私たちは、誰もが自分らしいスタイルでゲームを楽しむべきだと固く信じています。
Brook は、ブランドロゴが象徴するカメレオンのように、一人ひとりのプレイヤーの悩みに迅速に対応し、ユーザーをバックアップしています。みなさんが次のゲームに身を投じる前に、Brook はアレンジのニーズをまとめ、私たちの次なる挑戦として、ユーザーのゲームの旅に欠かせない存在となることを目指します。

YOUR GAME. OUR PLAY.

JP

製品概要

本製品は、低遅延、高音質Hi-Fi、ステレオ出力が特長の2.4Gワイヤレスヘッドセットです。ゲームプレイや音楽のリスニング、その他のエンターテインメント用途に適しています。PS5、PS4、Nintendo Switchゲーム機、PC、Macに対応しています。

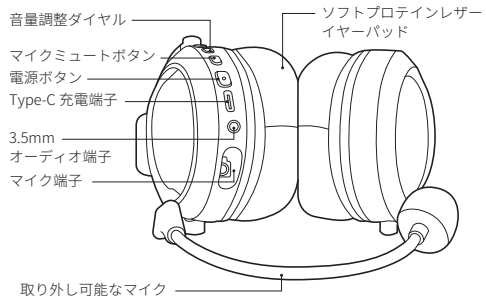

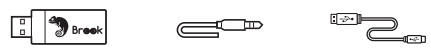

ワイヤレスアダプター　3.5mm ヘッドセットケーブル　Type-C 充電ケーブル

JP

電源のON / OFF

電源ボタンを「ピー」と音がするまで3秒間長押しします。15分間使用しない場合は、自動的に電源が切れます。

ペアリング

マイクミュートボタンを5秒間、ビープ音がするまで長押しするとペアリングされます。ボタンを1回押すと、マイクがミュートされます。
一度ペアリングすると、その後はヘッドセットの電源を入れたときに自動的にペアリングされるため、再度ペアリングする必要はありません。
※ 付属の3.5mmヘッドセットケーブルを使用し、有線ヘッドセットとして使用することができますが、この状態ではマイクが作動しませんのでご注意ください。

LED

状態	ヘッドフォンLED
バッテリー不足	青色ライトゆっくり点滅
充電中	赤色ライトしばらく点灯
フルチャージ	LEDライト消灯
ペアリング中	青色ライト素早く点滅
接続済み	青色ライトしばらく点灯

JP

PS5 / PS4とヘッドセットの接続

• ワイヤレス

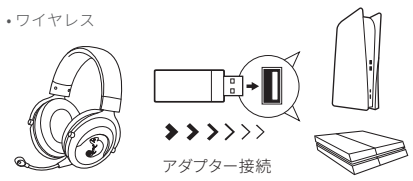

• 有線

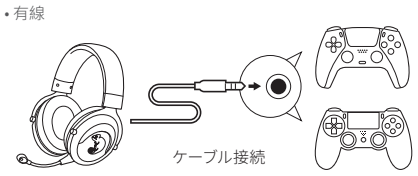

JP

NINTENDO Switchとヘッドセットの接続

• ワイヤレス

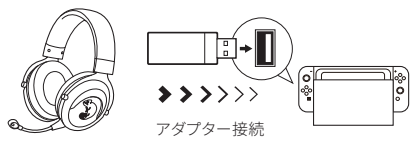

• 有線

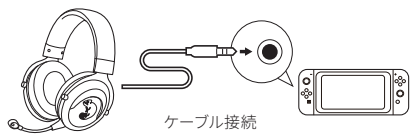

PCとヘッドセットの接続

• ワイヤレス

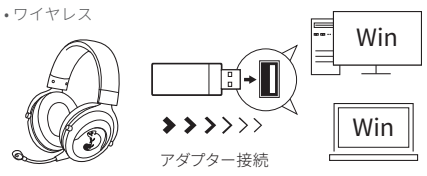

• 有線

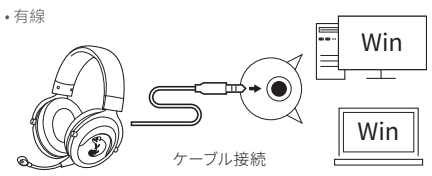

JP

Macとヘッドセットの接続

• ワイヤレス

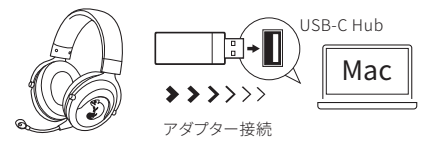

ご注意:
- 初めて使用する際は、完全に充電してからお使いください。
- 放電状態での長期放置はしないでください。バッテリーを使い切った状態のまま放置すると、バッテリーの劣化につながります。バッテリー残量は、ある程度残しておいてください。
- ヘッドセットが完全に充電された後は、すぐにUSB充電ケーブルを抜いてください。
- ヘッドセットは常温で保管してください。
- ヘッドセットを初めて使用する際は、装着の前に音量を下げてからお使いください。装着後、音量を少しずつ上げて調節してください。

P/N: Brook Wireless Headset
M/N: ZPP0061

MEMO

Brook

Wireless Headset

빠른 안내서

게임은 플레이어에게 있어서 아주 중요한 존재입니다. 그리고 이 게임이라는 세계에서 가장 특이한 점은 같은 플레이어가 없다는 점입니다. 또한, 이 게임을 어떻게 진행할지 선택할 때는 절대 쉽게 타협해서는 안 될 것입니다.
저희는 게임에서 오는 즐거움에는 한계가 없어야 한다고 생각합니다. 그렇기에 저희 Brook은 게임 산업의 기존 경계를 깨고 플랫폼, 장르, 여러 시대에 걸쳐 무한한 게임 가능성을 탐색할 수 있도록 합니다. 저희는 고객님이 최신 컨트롤러로 레트로 콘솔을 플레이하거나 혹은 게임에 새로운 기능을 추가하거나, 또는 토너먼트를 위한 궁극의 아케이드 스틱을 디자인하거나 등등의 고객님이 필요한 것이 무엇이든 저희는 솔루션을 제공합니다. 회사 로고에 있는 카멜레온처럼 Brook은 적응력이 뛰어나며 모든 게이머의 열정에 신속하게 대응합니다. 모든 사람이 자신만의 독특한 스타일로 플레이할 수 있어야 한다고 굳게 믿기 때문입니다. 고객님이 다음 게임에 뛰어들 때, Brook은 이를 고객님의 게임 여정을 지켜줄 흥미진진한 도전으로 받아들일 것입니다.

YOUR GAME. OUR PLAY.

KR

제품 개요

2.4G 무선 헤드셋은 적은 대기 시간, Hi-Fi 사운드 품질 및 스테레오 출력 기능을 가집니다. 이 헤드셋은 게임을 플레이하거나 음악 및 다른 엔터테인먼트 용도로 사용하기에 적합합니다. 이 제품은 PS5, PS4, Nintendo Switch 콘솔, PC 및 Mac과 호환됩니다.

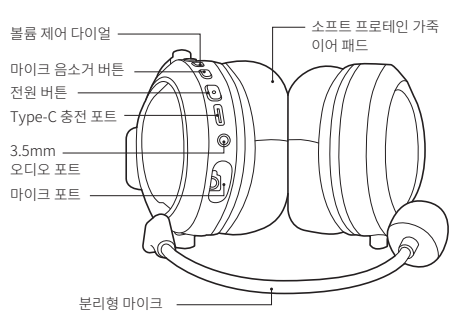

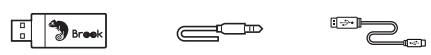

2.4G 무선 어댑터　3.5mm 헤드셋 케이블　Type-C 충전 케이블

KR

전원 켜기/끄기

경고음이 들릴 때까지 전원 버튼을 3초 동안 누르십시오. 15분 동안 제품을 사용하지 않으면 전원이 자동으로 종료됩니다.

페어링

경고음이 들릴 때까지 마이크 음소거 버튼을 5초 동안 누르십시오. 버튼을 한 번 누르면 마이크가 음소거됩니다. 페어링이 한 번 되면 헤드셋을 켤 때 자동으로 페어링되고 다시 페어링할 필요가 없습니다.
※ 헤드셋에 포함된 3.5mm 오디오 케이블을 사용하여 유선 헤드셋으로 사용할 수 있습니다. 이 구성에서는 마이크가 작동하지 않습니다.

LED

상태	헤드셋 LED
배터리 부족	파란불이 천천히 깜빡임
충전 중	빨간불이 길게 나옴
충전 완료	LED 등 소멸
페어링 중	파란불이 빠르게 깜빡임
연결 완료	파란불이 길게 나옴

KR

PS5／PS4에 헤드셋 연결

• 무선

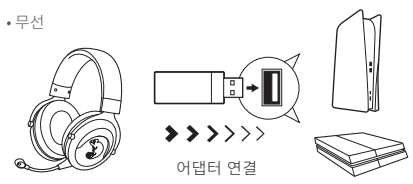

• 유선

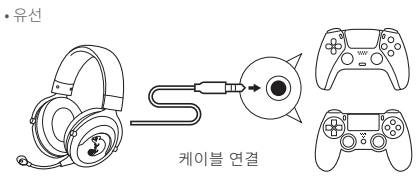

KR

NINTENDO Switch에 헤드셋 연결

• 무선

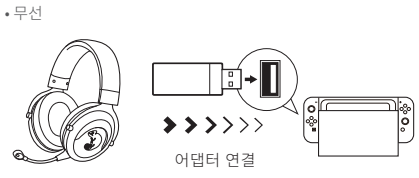

• 유선

KR

PC에 헤드셋 연결

• 무선

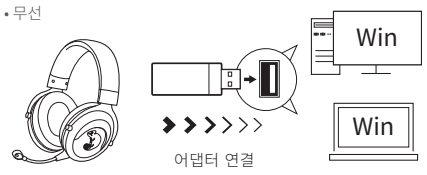

• 유선

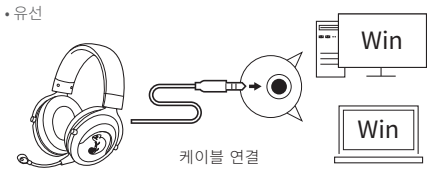

KR

Mac에 헤드셋 연결

• 무선

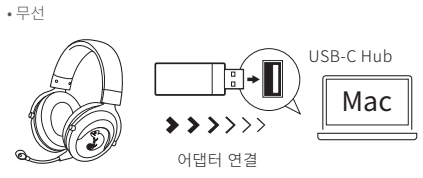

참고:
- 배터리는 처음 사용하기 전에 완전히 충전하십시오.
- 배터리를 방전 상태로 오래 두지 마시고, 배터리 수명 연장을 위해 배터리에 일부 전력이 남아 있도록 하십시오.
- 헤드셋이 완전히 충전되면 USB 충전 케이블을 즉시 분리하십시오.
- 헤드셋은 방 온도 상태로 보관하십시오
- 처음 사용할 때는 볼륨을 가능한 가장 작게 낮추십시오. 그런 다음 다시 높이십시오.

P/N: Brook Wireless Headset
M/N: ZPP0061

ISED Statement:
This device contains licence-exempt transmitter(s) that comply with Innovation, Science and Economic Development Canada's licence-exempt RSS(s). Operation is subject to the following two conditions:
① this device may not cause interference.
② this device must accept any interference, including interference that may cause undesired operation of the device.

L'émetteur exempt de licence contenu dans le présent appareil est conforme aux CNR d'Innovation, Sciences et Développement économique Canada applicables aux appareils radio exempts de licence. L'exploitation est autorisée aux deux conditions suivantes :
① L'appareil ne doit pas produire de brouillage.
② L'appareil doit accepter tout brouillage radioélectrique subi, même si le brouillage est susceptible d'en compromettre le fonctionnement.

P/N: Brook Wireless Headset
M/N: ZPP0061